


# The Ultimate Guide to Writing and Publishing a Perfect Research Paper



**Your First Research Paper: Learn how to start, structure, write and publish a perfect research paper to get the top mark** by Todd Eklof

★★★★☆ 4.3 out of 5

Language : English  
File size : 1134 KB  
Text-to-Speech : Enabled  
Enhanced typesetting : Enabled  
Word Wise : Enabled  
Print length : 50 pages  
Lending : Enabled  
Screen Reader : Supported



A research paper is a written academic document that presents the findings of original research. It is typically written by students in higher education as part of their coursework or as a thesis for their degree. Research papers can also be written by professionals in their field of study as a way to share their findings with the wider academic community.

Writing a research paper can be a daunting task, but with careful planning and preparation, it can be a rewarding experience. This guide will provide you with all the information you need to start, structure, write, and publish a perfect research paper.

## 1. Getting Started

Before you start writing your research paper, it is important to do some preliminary work. This includes:

- Choosing a topic
- Developing a research question
- Conducting a literature review
- Developing a research plan

### **Choosing a topic**

The first step is to choose a topic for your research paper. This is an important decision, as it will determine the scope and direction of your research.

When choosing a topic, it is important to consider the following factors:

- Your interests
- Your level of expertise
- The availability of resources
- The potential significance of your research

Once you have chosen a topic, you need to develop a research question. This is a specific question that your research will attempt to answer.

A good research question is:

- Specific
- Measurable

- Achievable
- Relevant
- Time-bound

## **Developing a research question**

Once you have a research question, you need to conduct a literature review. This will help you to identify existing research on your topic and to develop a theoretical framework for your own research.

A literature review should be:

- Comprehensive
- Critical
- Annotated

## **Conducting a literature review**

Once you have conducted a literature review, you need to develop a research plan. This will outline the methods you will use to collect and analyze data.

Your research plan should include the following:

- A description of your research design
- A description of your data collection methods
- A description of your data analysis methods

## **Developing a research plan**

Once you have a research plan, you are ready to start writing your research paper.

## **2. Structure of a Research Paper**

A research paper typically has the following structure:

- Title page
- Abstract
- 
- Methods
- Results
- Discussion
- 
- References

### **Title page**

The title page should include the following information:

- Title of your research paper
- Your name
- Institution
- Date

### **Abstract**

The abstract is a brief summary of your research paper. It should be no more than 250 words and should include the following information:

- A statement of your research question
- A description of your research methods
- A summary of your findings
- A statement of the implications of your research

The should provide background information on your topic and introduce your research question. It should also include a brief review of the relevant literature.

## **Methods**

The methods section should describe the methods you used to collect and analyze data. It should be detailed enough so that other researchers can replicate your study.

## **Results**

The results section should present your findings. It should be organized in a logical way and should include tables and figures to illustrate your findings.

## **Discussion**

The discussion section should interpret your findings and discuss their implications. It should also identify any limitations of your study and suggest future research directions.

The should summarize your main findings and state the implications of your research. It should also be a call to action for future research.

## **References**

The references section should list all of the sources you cited in your research paper. It should be formatted according to the style guide of your discipline.

## **3. Writing a Research Paper**

When writing a research paper, it is important to keep the following tips in mind:

- Use clear and concise language.
- Be objective and avoid bias.
- Cite your sources correctly.
- Proofread your work carefully before submitting it.

## **4. Publishing a Research Paper**

Once you have written your research paper, you need to publish it. There are two main ways to publish a research paper:

- Submit it to a journal
- Self-publish it


### **Submitting it to a journal**

If you choose to submit your research paper to a journal, you will need to follow the journal's submission guidelines. These guidelines will typically

include information on the following:

- The length of the paper
- The format of the paper
- The citation style

Once you have submitted your research paper to




## Your First Research Paper: Learn how to start, structure, write and publish a perfect research paper to get the top mark by Todd Eklof

★★★★☆ 4.3 out of 5

Language	: English
File size	: 1134 KB
Text-to-Speech	: Enabled
Enhanced typesetting	: Enabled
Word Wise	: Enabled
Print length	: 50 pages
Lending	: Enabled
Screen Reader	: Supported





## The Science Of Horror: Unmasking the Neuroscience Behind Our Most Famous Fiend

Horror, a genre that has captivated audiences for centuries, holds a unique power over our minds. It elicits a complex tapestry of emotions, ranging...



## Ice Cream with Daddy: A Sweet and Savory Summer Memory

Ice cream with daddy is a sweet and savory summer memory that will last a lifetime. The cold, creamy treat is the perfect way to cool down on a hot...