

The Complete Guide to Baby Sign Language: Empowering Communication with Your Little One

Unlock the Power of Communication: What is Baby Sign Language?

Baby sign language is a method of communication that allows infants and toddlers to express themselves through simple hand gestures before they develop the ability to speak verbally. It bridges the gap between a baby's desire to communicate and their limited vocal abilities, fostering understanding and connection.

A Journey of Empowerment: The Benefits of Baby Sign Language

Introducing baby sign language into your child's life offers a myriad of benefits that extend beyond just communication.



The Complete Guide to Baby Sign Language: 200+ Signs for You and Baby to Learn Together (Baby Sign Language Guides) by Lane Rebelo

★★★★☆ 4.8 out of 5

Language : English
File size : 7575 KB
Text-to-Speech : Enabled
Screen Reader : Supported
Enhanced typesetting : Enabled
X-Ray : Enabled
Word Wise : Enabled
Print length : 457 pages
Lending : Enabled

FREE

DOWNLOAD E-BOOK



1. Enhanced Communication:

Sign language empowers babies to communicate their needs, wants, and emotions effectively. It reduces frustration and tantrums by providing a channel for expression.

2. Accelerated Language Development:

Studies have shown that babies who are exposed to sign language tend to develop language skills, such as vocabulary and grammar, at a faster pace.

3. Cognitive Development:

The act of signing involves coordination, attention, and memory, which stimulates a baby's cognitive abilities.

4. Bonding and Connection:

Using sign language with your baby creates a unique and meaningful bond. It fosters mutual understanding and allows you to connect with your child on a deeper level.

Getting Started: How to Teach Baby Sign Language

Teaching your baby sign language is a rewarding journey that requires patience, consistency, and a touch of creativity.

1. Start Early:

Babies can begin learning signs as early as 6 months old. However, the optimal time to introduce sign language is between 9 and 12 months, when their cognitive and motor skills are developing rapidly.

2. Keep it Simple:

Start with a few basic signs that are meaningful to your baby, such as "eat," "milk," "more," and "sleep." Gradually increase the signs as your baby's understanding progresses.

3. Associate Signs with Actions:

When using a sign, always pair it with the corresponding action. For example, when saying "eat," make a chewing motion with your mouth. This helps your baby associate the sign with the actual activity.

4. Make it Fun:

Incorporate signing into everyday activities such as playtime, mealtime, and bath time. Use exaggerated facial expressions and gestures to make it enjoyable for your baby.

5. Be Patient and Consistent:

Learning sign language takes time and repetition. Be patient with your baby and use signs consistently in your interactions.


A World of Signs: A Comprehensive Baby Sign Language Dictionary

To get you started, here's a comprehensive dictionary of some common baby signs:

I Sign | Meaning | I---I---I |



I Eat I I



I Milk I I



| More |




I Sleep I I




I Diaper I I



I Please I I



I Thank You I I



I Play I I



I All Done I I



I Hurt I

Unleash the Potential: Additional Tips for Effective Signing

- Use clear and consistent hand gestures.
- Sign slowly and deliberately.
- Make eye contact with your baby and wait for their response.
- Be enthusiastic and expressive.
- Incorporate songs and rhymes into your signing.

- Seek support from books, videos, or online resources.
- Respect your baby's pace and learning style.

Empowering Families: Organizations and Resources

Numerous organizations and resources are available to support families using baby sign language:

- Signing Time: <https://www.signingtime.com/> - Baby Sign Language University: <https://www.babysignlanguageuniversity.com/> - My Signing Time: <https://www.mysigningtime.com/> - The Hanen Centre: <https://www.hanen.org/> - The National Association of the Deaf (NAD): <https://www.nad.org/>

: A Transformative Journey

The of baby sign language into your child's world is a transformative journey that empowers communication, fosters development, and strengthens the bond between you. Embrace this amazing tool to unlock the potential of your little one and create a truly unique and fulfilling experience.




The Complete Guide to Baby Sign Language: 200+ Signs for You and Baby to Learn Together (Baby Sign Language Guides) by Lane Rebelo

★★★★☆ 4.8 out of 5

Language : English
 File size : 7575 KB
 Text-to-Speech : Enabled
 Screen Reader : Supported
 Enhanced typesetting : Enabled
 X-Ray : Enabled
 Word Wise : Enabled

Print length : 457 pages
Lending : Enabled



The Science Of Horror: Unmasking the Neuroscience Behind Our Most Famous Fiend

Horror, a genre that has captivated audiences for centuries, holds a unique power over our minds. It elicits a complex tapestry of emotions, ranging...



Ice Cream with Daddy: A Sweet and Savory Summer Memory

Ice cream with daddy is a sweet and savory summer memory that will last a lifetime. The cold, creamy treat is the perfect way to cool down on a hot...