


Sailboat Refinishing International Marine Sailboat Library - The Ultimate Guide to Sailboat Refinishing



Sailboat Refinishing (International Marine Sailboat Library) by Don Casey

★★★★☆ 4.6 out of 5

Language : English
File size : 9270 KB
Text-to-Speech : Enabled
Enhanced typesetting : Enabled
Print length : 146 pages
Screen Reader : Supported



Sailboat refinishing is an important part of boat maintenance. A well-maintained sailboat will not only look its best, but it will also be more protected from the elements. Refinishing can also help to improve the performance of your sailboat by reducing drag and increasing speed.

If you're thinking about refinishing your sailboat, there are a few things you need to know. First, you need to choose the right materials. Second, you need to follow the proper techniques. And third, you need to be patient. Refinishing a sailboat can be a time-consuming process, but it's definitely worth it in the end.

Choosing the Right Materials

The first step in refinishing your sailboat is to choose the right materials. There are a variety of different materials available, so it's important to do your research and choose the ones that are right for your boat.

The most common materials used for sailboat refinishing are:

- **Epoxy:** Epoxy is a strong and durable material that is resistant to water and UV damage. It is also relatively easy to apply, making it a good choice for beginners.
- **Polyester:** Polyester is another strong and durable material that is resistant to water and UV damage. It is more difficult to apply than epoxy, but it is also less expensive.
- **Varnish:** Varnish is a clear finish that is used to protect the wood on your sailboat. It is not as durable as epoxy or polyester, but it is much easier to apply.

Once you have chosen the materials you want to use, you need to gather the necessary tools. These tools include:

- **Sanders:** Sanders are used to remove the old finish from your sailboat. There are a variety of different sanders available, so choose one that is right for the size of your boat.
- **Brushes:** Brushes are used to apply the new finish to your sailboat. Choose brushes that are made of natural materials, such as boar's hair or horsehair.
- **Rollers:** Rollers are used to apply the new finish to large areas of your sailboat. Choose rollers that are made of foam or sheepskin.

Following the Proper Techniques

Once you have gathered the necessary materials and tools, you can begin refinishing your sailboat. The first step is to remove the old finish. This can be done using a sander or a chemical stripper. If you are using a sander, be sure to wear a dust mask and eye protection.

Once the old finish has been removed, you can begin applying the new finish. The type of finish you choose will determine the specific application instructions. Be sure to follow the instructions carefully to ensure a professional-looking finish.


Here are some general tips for applying the new finish:

- **Apply the finish in thin coats.** This will help to prevent the finish from running or sagging.
- **Allow each coat to dry completely before applying the next coat.** This will help to ensure a strong and durable finish.
- **Sand the finish between coats.** This will help to smooth out the finish and remove any imperfections.
- **Apply a final coat of varnish to protect the finish.** This will help to keep the finish looking its best for years to come.

Being Patient

Refinishing a sailboat can be a time-consuming process, but it's definitely worth it in the end. A well-maintained sailboat will not only look its best, but it will also be more protected from the elements and perform better. So take your time and do the job right. You'll be glad you did.


Refinishing your sailboat is a great way to improve the look, performance, and protection of your boat. By following the tips in this guide, you can achieve a professional-looking finish that will last for years to come.



Sailboat Refinishing (International Marine Sailboat Library) by Don Casey

★★★★☆ 4.6 out of 5

Language : English
File size : 9270 KB
Text-to-Speech : Enabled
Enhanced typesetting : Enabled
Print length : 146 pages
Screen Reader : Supported



The Science Of Horror: Unmasking the Neuroscience Behind Our Most Famous Fiend

Horror, a genre that has captivated audiences for centuries, holds a unique power over our minds. It elicits a complex tapestry of emotions, ranging...



Ice Cream with Daddy: A Sweet and Savory Summer Memory

Ice cream with daddy is a sweet and savory summer memory that will last a lifetime. The cold, creamy treat is the perfect way to cool down on a hot...