


Ac Maintenance Repair Manual For Diesel Engines Adlard Coles Of

The Adlard Coles range of marine diesel engines are renowned for their reliability and performance. To ensure that your Adlard Coles engine continues to operate at its best, it is important to have it regularly serviced and maintained. This Ac Maintenance Repair Manual For Diesel Engines Adlard Coles Of will provide you with the necessary information and instructions to carry out routine maintenance and repairs on your Adlard Coles engine.



AC Maintenance & Repair Manual for Diesel Engines (Adlard Coles Book of) by Scott O. Morton

★★★★☆ 4.6 out of 5

Language : English
File size : 48617 KB
Text-to-Speech : Enabled
Screen Reader : Supported
Enhanced typesetting : Enabled
Word Wise : Enabled
Print length : 621 pages



Chapter 1: Safety Precautions

Before you begin any work on your Adlard Coles engine, it is important to take the following safety precautions:

* Read and understand the instructions in this manual thoroughly. * Wear appropriate safety gear, including gloves, safety glasses, and ear

protection. * Disconnect the battery before working on the engine. * Allow the engine to cool down before touching any components. * Be aware of potential hazards, such as moving parts, hot surfaces, and electrical components.

Chapter 2: Routine Maintenance

The following routine maintenance tasks should be performed on your Adlard Coles engine on a regular basis:

* Check the oil level and add oil as needed. * Change the oil and oil filter according to the manufacturer's recommendations. * Inspect the air filter and replace it if necessary. * Check the coolant level and add coolant as needed. * Inspect the belts and hoses for wear and damage. * Check the battery terminals for corrosion. * Clean the engine exterior.

Chapter 3: Repairs

The following repairs may be necessary on your Adlard Coles engine from time to time:

* Replacing the fuel filter * Replacing the water pump * Replacing the alternator * Replacing the starter motor * Repairing or replacing the exhaust system * Troubleshooting electrical problems


Chapter 4: Troubleshooting

If your Adlard Coles engine is not running properly, you can use the following troubleshooting guide to help you identify and fix the problem:

* Check the fuel level. * Check the air filter. * Check the coolant level. * Check the belts and hoses. * Check the battery terminals. * Check the

spark plugs. * Check the fuel injector. * Check the compression.


By following the instructions in this Ac Maintenance Repair Manual For Diesel Engines Adlard Coles Of, you can keep your Adlard Coles engine running smoothly and efficiently for years to come.



AC Maintenance & Repair Manual for Diesel Engines (Adlard Coles Book of) by Scott O. Morton

★ ★ ★ ★ ☆ 4.6 out of 5

Language : English
File size : 48617 KB
Text-to-Speech : Enabled
Screen Reader : Supported
Enhanced typesetting : Enabled
Word Wise : Enabled
Print length : 621 pages



The Science Of Horror: Unmasking the Neuroscience Behind Our Most Famous Fiend

Horror, a genre that has captivated audiences for centuries, holds a unique power over our minds. It elicits a complex tapestry of emotions, ranging...



Ice Cream with Daddy: A Sweet and Savory Summer Memory

Ice cream with daddy is a sweet and savory summer memory that will last a lifetime. The cold, creamy treat is the perfect way to cool down on a hot...